

# GLOBAL TRADE

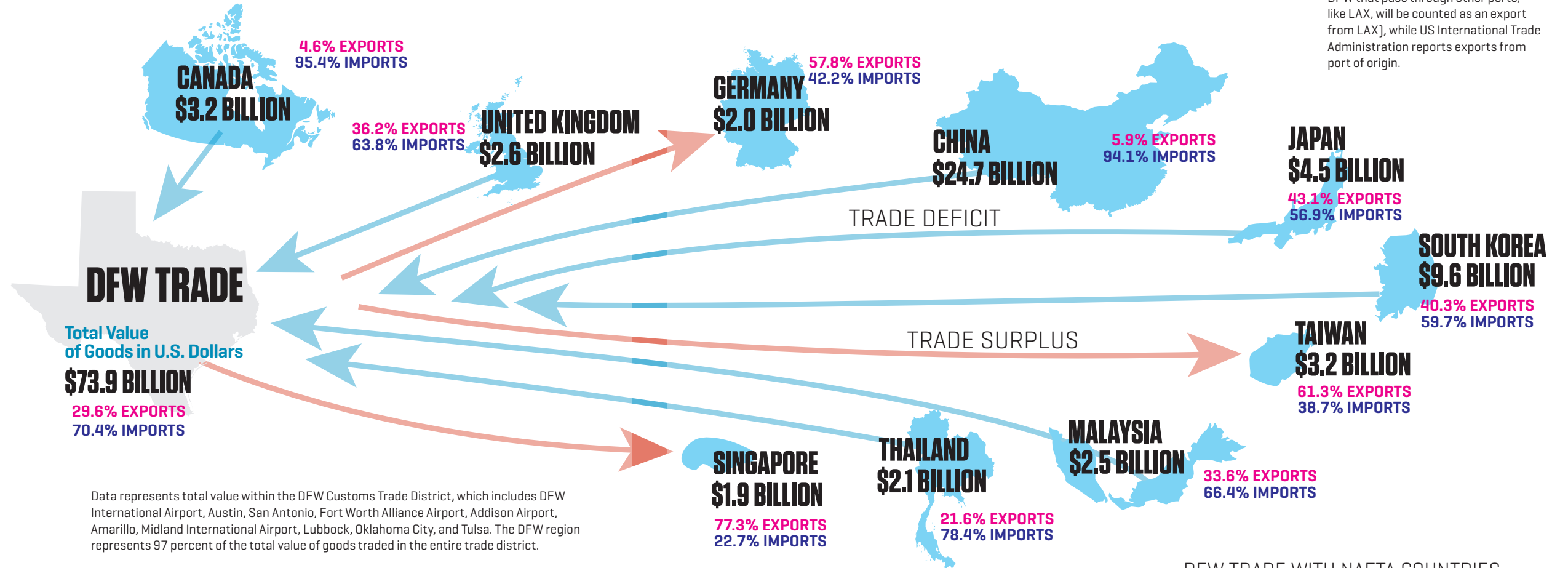
In 2015, the Dallas metropolitan area was the eighth-largest export market in the U.S., with merchandise shipments totaling \$27.4 billion. This accounts for 38 percent of Texas's merchandise exports in 2015.

During this period, Dallas benefited from existing trade agreements, exporting \$8.8 billion to the NAFTA region and \$391 million to the CAFTA-DR region. 32.1 percent of Dallas's merchandise exports went to NAFTA countries.

The latest data available [2014] indicates that 8,684 companies exported goods from the Dallas metropolitan area. Of these, 7,617 were small- or medium-sized exporters [SMEs] with fewer than 500 employees.

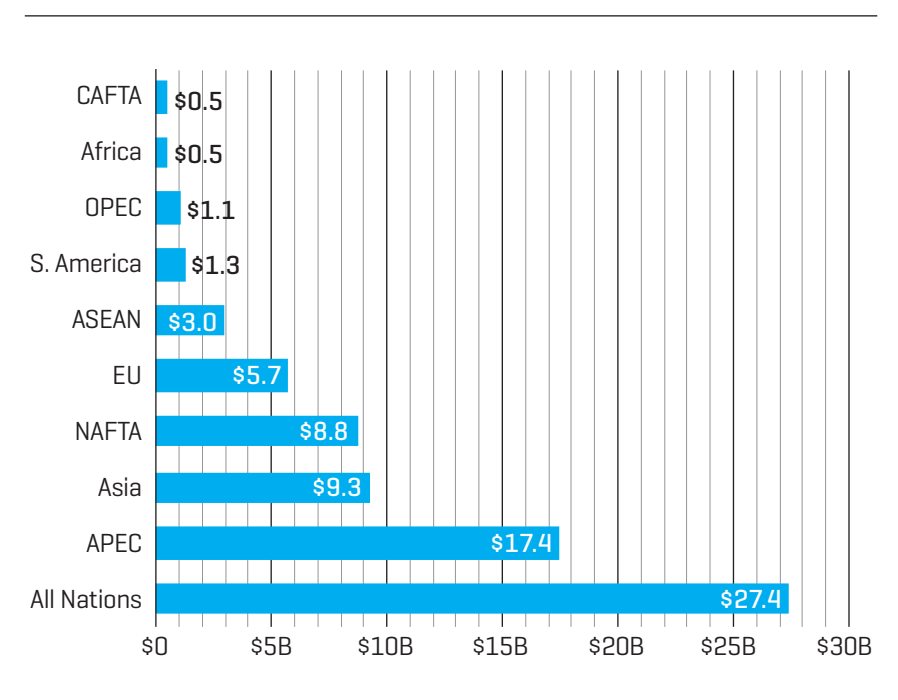
## DFW TRADE AROUND THE WORLD

2015 TOP TRADING PARTNERS—DFW TRADE DISTRICT



Note on differing export measurements: USA Trade Online, a U.S. Census tool, reports exports from final port of exit [e.g. goods bound for export from DFW that pass through other ports, like LAX, will be counted as an export from LAX], while US International Trade Administration reports exports from port of origin.


### 2015 EXPORTS FROM DFW TO SELECT ECONOMIC REGIONS



### TRADE SECTORS

Trade Sector	Trade Value (in Billions)	% of DFW Export
COMPUTER AND ELECTRONIC PRODUCTS	\$6.7	24.7%
TRANSPORTATION EQUIPMENT	\$5.5	20.3%
CHEMICALS	\$3.4	12.8%
MACHINERY, EXCEPT ELECTRICAL	\$3.2	12.0%
MISCELLANEOUS MANUFACTURED COMMODITIES	\$1.7	6.4%

### DFW TRADE WITH NAFTA COUNTRIES



### DFW TRADE WITH BRIC COUNTRIES

