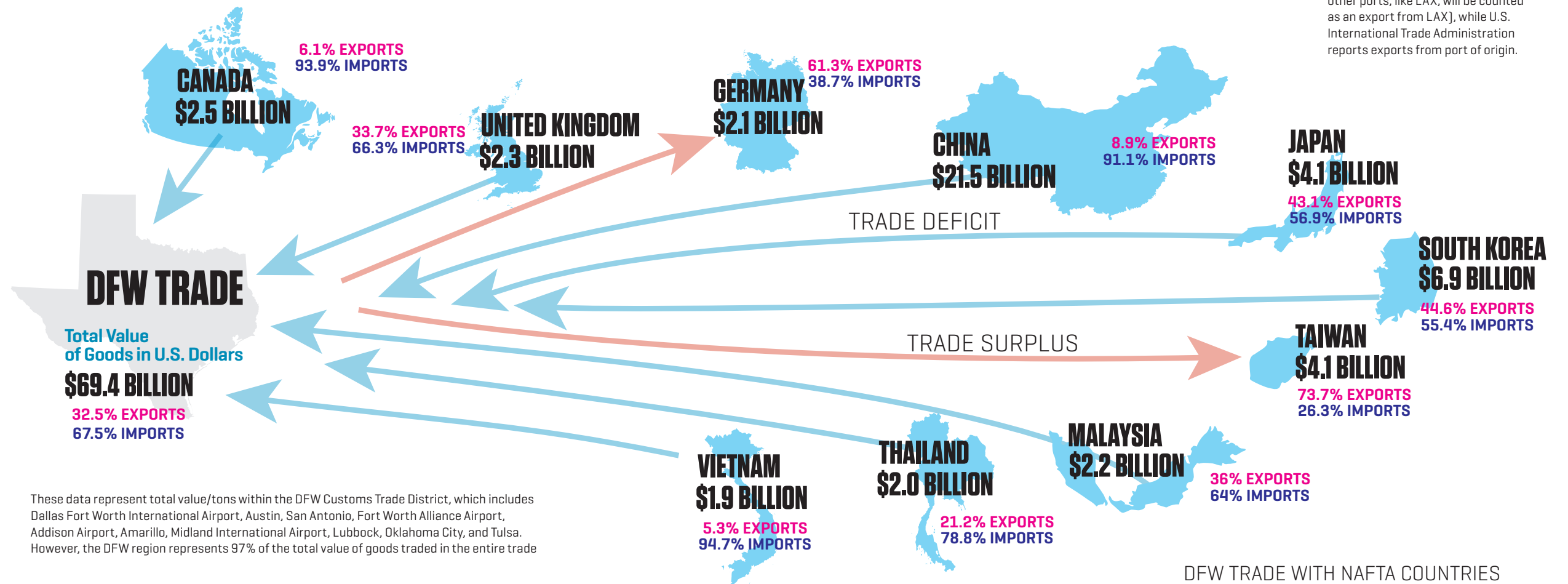


GLOBAL TRADE

In 2016, the Dallas-Fort Worth metropolitan area was the ninth-largest export market in the U.S., with merchandise shipments totaling \$27.2 billion, or 13 percent of Texas' merchandise exports. Goods exported from the Dallas-Fort Worth area increased \$4.7 billion since 2006. The top Dallas-Fort Worth area export markets included NAFTA partners Mexico [\$4.6 billion] and Canada [\$3.6 billion] amounting to 30.5% of DFW goods exports. DFW is also a major exporter to Germany, China, Japan, the Netherlands, United Kingdom, Hong Kong, Singapore, and Belgium.

DFW TRADE AROUND THE WORLD

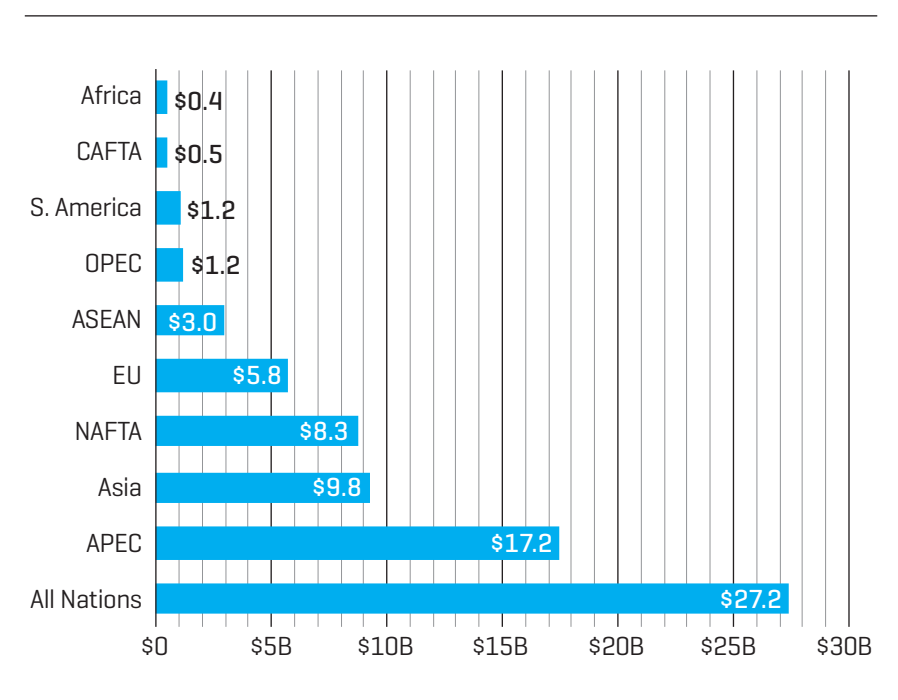
2016 TOP TRADING PARTNERS-DFW TRADE DISTRICT



These data represent total value/tons within the DFW Customs Trade District, which includes Dallas Fort Worth International Airport, Austin, San Antonio, Fort Worth Alliance Airport, Addison Airport, Amarillo, Midland International Airport, Lubbock, Oklahoma City, and Tulsa. However, the DFW region represents 97% of the total value of goods traded in the entire trade.

Note on differing export measurements: USA Trade Online reports exports from final port of exit [e.g. goods bound for export from DFW that pass through other ports, like LAX, will be counted as an export from LAX], while U.S. International Trade Administration reports exports from port of origin.


2016 EXPORTS FROM DFW TO SELECT ECONOMIC REGIONS



TRADE SECTORS

Trade Sector	Trade Value (in Billions)	% of DFW Export
COMPUTER AND ELECTRONIC PRODUCTS	\$7.2	24.7%
TRANSPORTATION EQUIPMENT	\$5.9	20.3%
CHEMICALS	\$3.2	12.8%
MACHINERY, EXCEPT ELECTRICAL	\$2.7	12.0%
MISCELLANEOUS MANUFACTURED COMMODITIES	\$1.7	6.4%

DFW TRADE WITH NAFTA COUNTRIES



DFW TRADE WITH BRIC COUNTRIES

